



# 2.0 GALLON COFFEE BREWING SYSTEM

## CBS-2150 TOUCHSCREEN SERIES



**CBS-2152-2GXTS**  
Twin Station Brewer\*


\* Shown with L4D-20 Luxus® Dispenser (sold separately)

The 2.0 Gallon CBS-2152XTS-2G Touchscreen Series Coffee Brewers provide flexibility in medium-to-large sized venues such as Banquet Halls, Cafeterias and Restaurants. Simplify your daily operations and experience total control of this fully featured Extractor® Brewing System via an inviting touchscreen interface display that is intuitive, easy to read and simple to navigate.



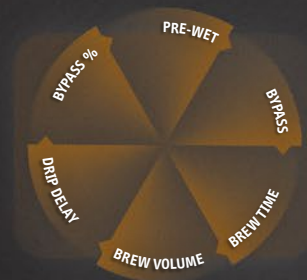
### User Friendly Touchscreen

Access all controls via a touchscreen interface display to provide instant visual feedback during programming, diagnostics or the brew cycle.



### Cascading Spray Dome™

Hot tank water flows over clog-free channels built into the dome and virtually eliminates spray head scale buildup.



### Legendary Extractor® Control

Take your coffee to its peak level by unlocking the full freshness, aroma and flavor of your taste profile.



### Energy Efficient Design

Superior tank insulation and patented heat recovery method allow you to lower overall energy costs.

## Water Specification

**Water Inlet**  
3/8" male flare fitting

**Minimum Flow Rate**  
1 1/2 gpm [5.71 lpm]

**Water Pressure**  
20-75 psig [138-517 kPa]

## Electrical Configuration

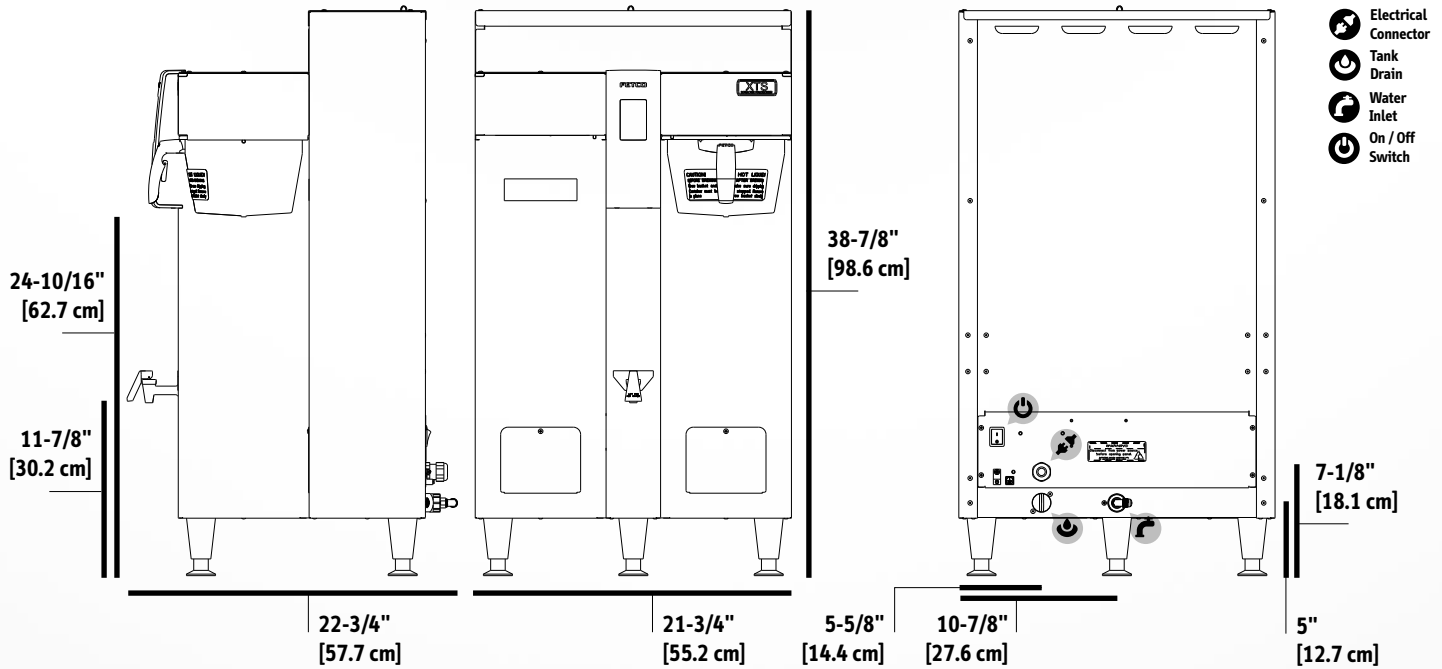
Configuration Code	Heater Configuration	Voltage	Phase	Wires	KW	Electrical Connection	Max Amp Draw	Gallon [Liter] / Hour
E215351	2 x 3.0 kW	208-240	1 <sup>(2)</sup>	2+G	4.6-6.1	Terminal Block	22.4-25.8	15.3 [58.0] <sup>(1)</sup>
	3 x 3.0 kW	208-240	3	3+G	6.9-9.1	Terminal Block	19.5-22.5	22.5 [85.0] <sup>(1)</sup>
E215352	2 x 5.0 kW	208-240	1 <sup>(2)</sup>	2+G	7.6-10.1	Terminal Block	36.9-42.5	25.3 [97.0] <sup>(1)</sup>
	3 x 5.0 kW	208-240	3	3+G	11.4-15.1	Terminal Block	32.0-36.9	38.3 [145.0] <sup>(1)</sup>

(1) Based on standard factory settings: 5.5 minute brew time; 0% prewet; 200°F water. 2 gallons per batch.

(2) 1 or 3 phase configuration is field selectable by user. Sold factory configured for single phase 2 wire plus ground.

## Measurements

Height	Width	Depth	Empty Weight	Filled Weight	Combined Filled Weight	Hot Water Tank Cap.	Shipping Weight	Shipping Dimensions
38 7/8" [98.6 cm]	21 3/4" [55.2 cm]	22 3/4" [57.7 cm]	82 lbs [37.0 kg]	180 lbs [81.6 kg]	234 lbs [106.3 kg] <small>BREWER + 2 FILLED L4D-20 DISPENSERS</small>	11.5 gal [43.7 l]	96 lbs [43.5 kg]	37" x 27" x 22" [94.0 x 68.6 x 56.0 cm]



## Compatible Dispensers

- #D453 2.0 Gallon LUXUS® Thermal Server (L4S-20)  
Must be used with S4S Serving Stations.
- #D450 2.0 Gallon LUXUS® Thermal Dispenser (L4D-20)

## Customize Your Brewer

- #A150 Single Serving Station for L4S-15/20 Server
- #A151 Twin Serving Station for L4S-15/20 Server
- #A152 Triple Serving Station for L4S-15/20 Server

## Cups per Hour\*

8oz. **614** 12oz. **410** 16oz. **307** 20oz. **246**

\* Approximate based on maximum power setting.

## Paper Filter

#F001  
15" x 5.5" (500/Case)

## Brew Basket

#B001280B1  
16" x 6" Stainless Steel Brew Basket  
#B014218BN2  
16" x 6" Plastic Brew Basket w/ Brown Insert

## Information

fetco.com  
info@fetco.com

847.719.3000  
1.800.338.2699 USA  
847.719.3001

Food Equipment Technologies Co.  
600 Rose Road  
Lake Zurich, IL 60047  
USA