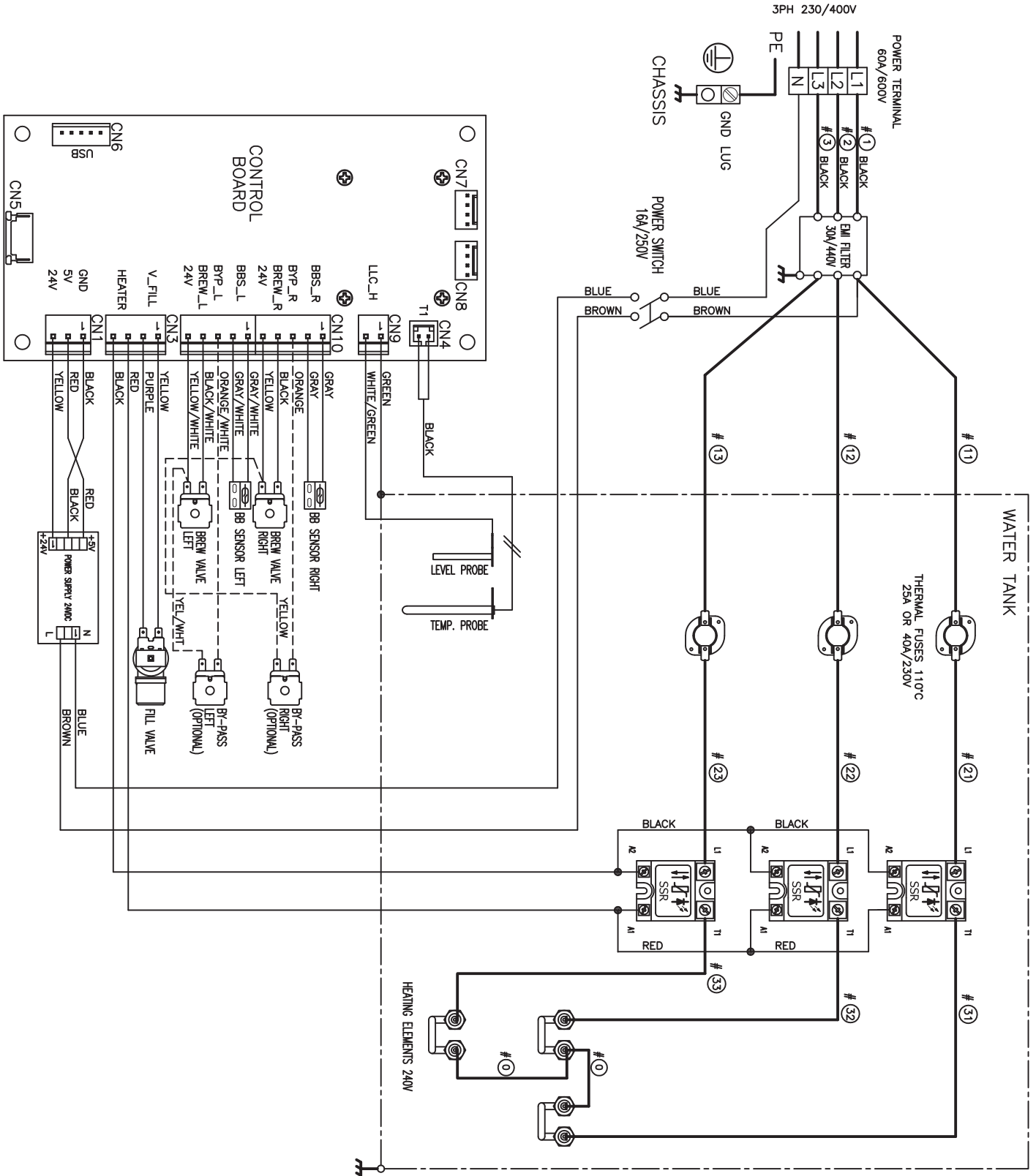


Wiring Diagrams CBS-1152XV+ Models	
SKU No.	WIRING DIAGRAM.
E115251	1401.00148.00
E115252	1401.00148.00
E115261	1401.00160.00
E115262	1401.00160.00
E115280	1401.00148.00
E115290	1401.00156.00
E115291	1401.00156.00
E115292	1401.00155.00
E115294	1401.00155.00
E115296	1401.00156.00

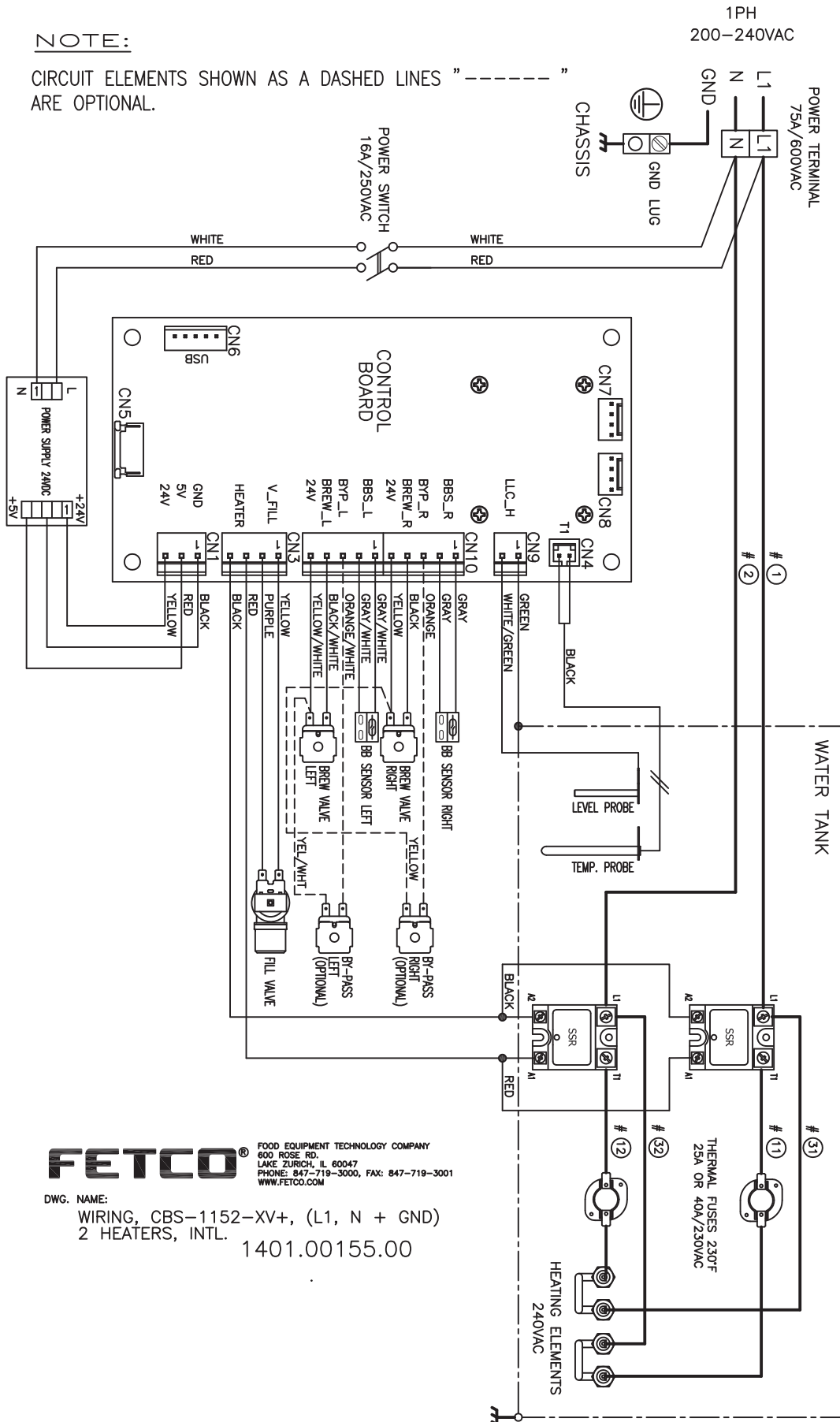


FETCO® FOOD EQUIPMENT TECHNOLOGY COMPANY
 600 ROSE RD.
 LAKE ZURICH, IL 60047
 PHONE: 847-719-3000, FAX: 847-719-3001
 WWW.FETCO.COM

DWG. NAME: WIRING, CBS-1152-XV+, (3L, N, PE)
 3 HEATERS, CE. 1401.00160.00

NOTE:

CIRCUIT ELEMENTS SHOWN AS A DASHED LINES "-----" ARE OPTIONAL.



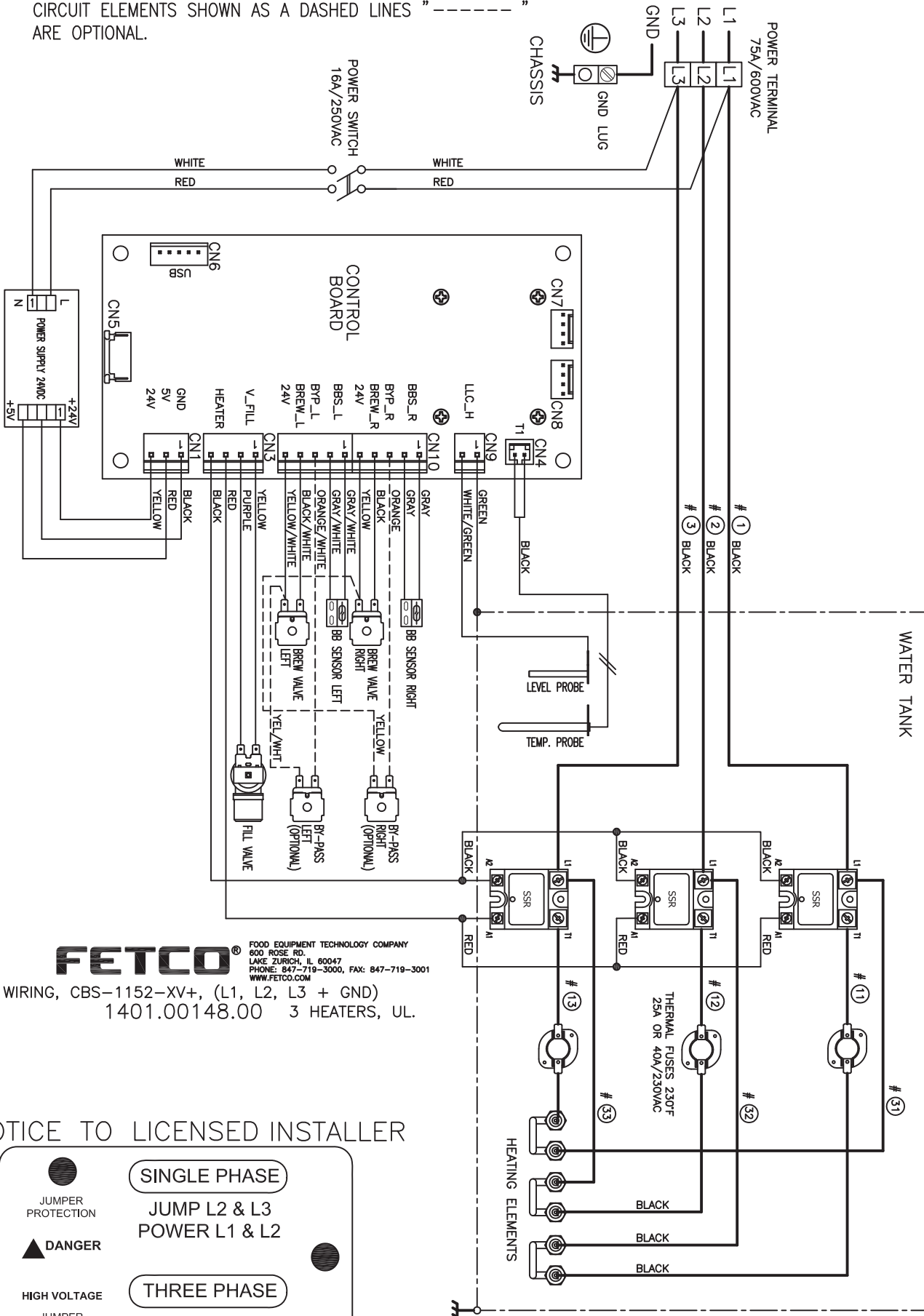
FETCO FOOD EQUIPMENT TECHNOLOGY COMPANY
 600 ROSE RD.
 LAKE ZURICH, IL 60047
 PHONE: 847-719-3000, FAX: 847-719-3001
 WWW.FETCO.COM

DWG. NAME:
 WIRING, CBS-1152-XV+, (L1, N + GND)
 2 HEATERS, INTL. 1401.00155.00

NOTE:

CIRCUIT ELEMENTS SHOWN AS A DASHED LINES "-----" ARE OPTIONAL.

1 OR 3PH
200-240VAC



FETCO FOOD EQUIPMENT TECHNOLOGY COMPANY
600 ROSE RD.
LAKE ZURICH, IL 60047
PHONE: 847-719-3000, FAX: 847-719-3001
WWW.FETCO.COM

WIRING, CBS-1152-XV+, (L1, L2, L3 + GND)
1401.00148.00 3 HEATERS, UL.

NOTICE TO LICENSED INSTALLER

●	SINGLE PHASE
●	JUMPER PROTECTION
▲	DANGER
●	JUMP L2 & L3 POWER L1 & L2
●	THREE PHASE
●	NO JUMPER! POWER L1, L2, & L3